

Product datasheet

Specifications



Single contact block, Harmony XB5N XB7N, silver alloy, screw clamp terminal, 1 NC

ZBE102N

Main

Range of product	Harmony XB5N/XB7N
Product or component type	Contact block with protected terminals
Device short name	ZBE
Sale per indivisible quantity	20
Contact block type	Single

Complementary

Fixing collar material	Plastic
Terminals description ISO n°1	(11-12)NC
Product weight	0.011 kg
Contacts type and composition	1 NC
Contact operation	Slow-break
Contacts usage	Standard contacts
Positive opening	With conforming to IEC 60947-5-1 appendix K
Operating travel	2.6 mm (NC changing electrical state) 4.3 mm (total travel)
Operating force	3.5 N NC changing electrical state
Operating torque	0.14 N.m
Torque value	0.14 N.m
Mechanical durability	5000000 cycles
Connections - terminals	Screw clamp terminal, $\leq 2 \times 1.5 \text{ mm}^2$ with cable end conforming to IEC 60947-1 Screw clamp terminal, $\geq 1 \times 0.22 \text{ mm}^2$ without cable end conforming to IEC 60947-1
Tightening torque	0.8...1.2 N.m conforming to IEC 60947-1
Shape of screw head	Cross compatible with Philips no 1 screwdriver Cross compatible with pozidriv No 1 screwdriver Slotted compatible with flat $\varnothing 4 \text{ mm}$ screwdriver Slotted compatible with flat $\varnothing 5.5 \text{ mm}$ screwdriver
Contacts material	Silver alloy (Ag/Ni)
Short-circuit protection	10 A cartridge fuse type gG conforming to IEC 60947-5-1
[Ith] conventional free air thermal current	10 A conforming to IEC 60947-5-1
[Ui] rated insulation voltage	600 V (pollution degree 3) conforming to IEC 60947-1
[Uimp] rated impulse withstand voltage	6 kV conforming to IEC 60947-1

[Ie] rated operational current	3 A at 240 V, AC-15, A600 conforming to IEC 60947-5-1 6 A at 120 V, AC-15, A600 conforming to IEC 60947-5-1 0.1 A at 600 V, DC-13, Q600 conforming to IEC 60947-5-1 0.27 A at 250 V, DC-13, Q600 conforming to IEC 60947-5-1 0.55 A at 125 V, DC-13, Q600 conforming to IEC 60947-5-1 1.2 A at 600 V, AC-15, A600 conforming to IEC 60947-5-1
Electrical durability	1000000 cycles, AC-15, 2 A at 230 V, operating rate <3600 cyc/h, load factor: 0.5 conforming to IEC 60947-5-1 appendix C 1000000 cycles, AC-15, 3 A at 120 V, operating rate <3600 cyc/h, load factor: 0.5 conforming to IEC 60947-5-1 appendix C 1000000 cycles, AC-15, 4 A at 24 V, operating rate <3600 cyc/h, load factor: 0.5 conforming to IEC 60947-5-1 appendix C 1000000 cycles, DC-13, 0.2 A at 110 V, operating rate <3600 cyc/h, load factor: 0.5 conforming to IEC 60947-5-1 appendix C 1000000 cycles, AC-15, 0.5 A at 24 V, operating rate <3600 cyc/h, load factor: 0.5 conforming to IEC 60947-5-1 appendix C
Electrical reliability	$\Lambda < 10\text{exp}(-6)$ at 5 V, 1 mA in clean environment conforming to IEC 60947-5-4 $\Lambda < 10\text{exp}(-8)$ at 17 V, 5 mA in clean environment conforming to IEC 60947-5-4

Environment

Protective treatment	Standard version
Ambient air temperature for storage	-40...70 °C
Ambient air temperature for operation	-25...70 °C
Standards	IEC 60947-5-4 IEC 60947-1 IEC 60947-5-1 IS 13947-5-1
Product certifications	CE
Vibration resistance	5 gn (f= 2...500 Hz) conforming to IEC 60068-2-6
Shock resistance	30 gn (duration = 18 ms) for half sine wave acceleration conforming to IEC 60068-2-27 50 gn (duration = 11 ms) for half sine wave acceleration conforming to IEC 60068-2-27

Packing Units

Unit Type of Package 1	PCE
Number of Units in Package 1	1
Package 1 Height	2.5 cm
Package 1 Width	3 cm
Package 1 Length	3 cm
Package 1 Weight	10 g
Unit Type of Package 2	BB1
Number of Units in Package 2	20
Package 2 Height	6 cm
Package 2 Width	8 cm
Package 2 Length	11 cm
Package 2 Weight	224 g
Unit Type of Package 3	S03
Number of Units in Package 3	400
Package 3 Height	30 cm
Package 3 Width	30 cm

Package 3 Length	40 cm
------------------	-------

Package 3 Weight	5175 g
------------------	--------

Contractual warranty

Warranty (in months)	18
----------------------	----



Environmental Data

Schneider Electric aims to achieve Net Zero status by 2050 through supply chain partnerships, lower impact materials, and circularity via our ongoing “Use Better, Use Longer, Use Again” campaign to extend product lifetimes and recyclability.

[Environmental Data explained >](#)

[How we assess product sustainability >](#)



Environmental footprint

Total lifecycle Carbon footprint	0.1 kg CO2 eq.
Carbon footprint of the manufacturing phase [A1 to A3]	0.1 kg CO2 eq.
Carbon footprint of the distribution phase [A4]	0 kg CO2 eq.
Carbon footprint of the installation phase [A5]	0 kg CO2 eq.
Carbon footprint of the use phase [B2, B3, B4, B6]	0 kg CO2 eq.
Carbon footprint of the end-of-life phase [C1 to C4]	0 kg CO2 eq.
Environmental Disclosure	Product Environmental Profile

Use Better



Materials and Substances

Packaging made with recycled cardboard	Yes
Packaging without single use plastic	No
EU RoHS Directive	Compliant
REACH Regulation	Free of Substances of Very High Concern above the threshold

Use Longer



Lifetime extension

Repair	No
--------	----

Use Again

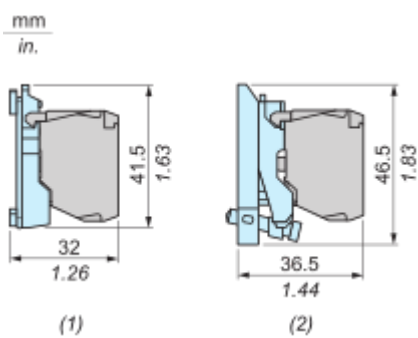


Repack and remanufacture

Recyclability potential, in %	98
End of life manual availability	No need of specific recycling operations
Take-back	No

Dimensions Drawings

Dimensions

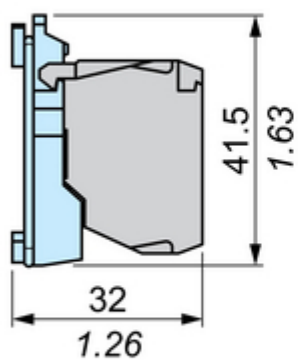


- (1) with ZB5AZ009 Fixing Collar
- (2) with ZB4BZ009 Fixing Collar

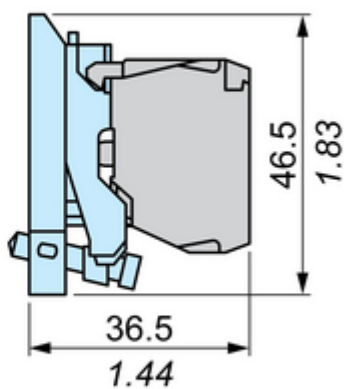
Technical Illustration

Dimensions

mm
in.



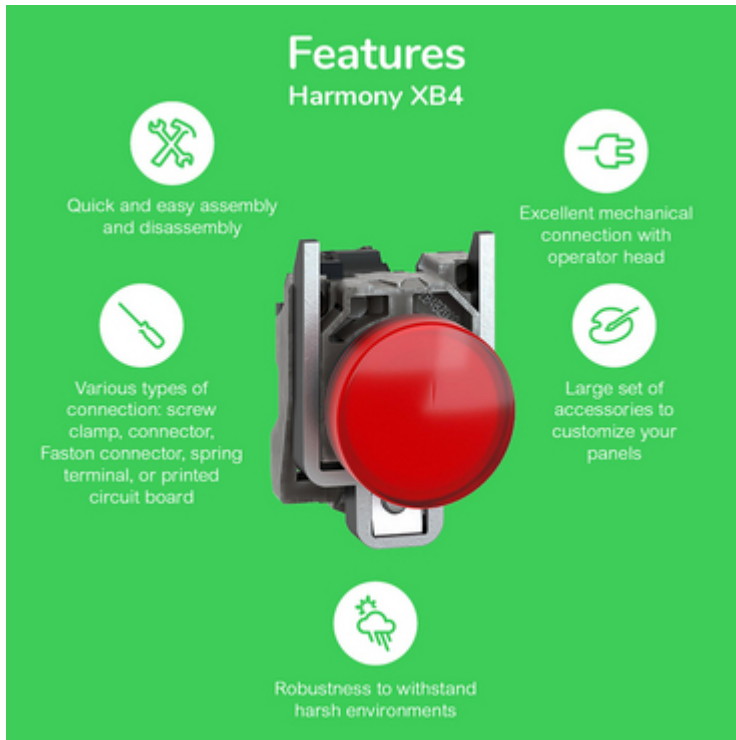
+ZB5AZ009



+ZB4BZ009






Offer Marketing Illustration

Product benefits / Features



The infographic features a central image of a red Schneider XB4 terminal block against a green background. Surrounding the central image are five circular icons, each with a corresponding text description of a feature. The features are: quick and easy assembly/disassembly (wrench and screwdriver icon), excellent mechanical connection with operator head (hand holding a screwdriver icon), various connection types (screw clamp, connector, Faston, spring terminal, PCB) (screwdriver icon), a large set of accessories for customization (screwdriver icon), and robustness for harsh environments (lightning bolt icon).

Features Harmony XB4

-  Quick and easy assembly and disassembly
-  Excellent mechanical connection with operator head
-  Various types of connection: screw clamp, connector, Faston connector, spring terminal, or printed circuit board
-  Large set of accessories to customize your panels
-  Robustness to withstand harsh environments

Offer Marketing Illustration

Product benefits / Features

Technical Benefits

Harmony XB4



Image of product / Alternate images

Alternative



