

Product datasheet

Specifications



round pilot light Ø 22 - orange -
integral LED - 220 V AC- screw
clamp terminals

XA2EVM5LC

Main

Range of product	Easy Harmony XA2
Product or component type	Monolithic pilot light
Device short name	XA2
Mounting diameter	22.5 mm
Shape of signaling unit head	Round
Cap/operator or lens colour	Amber
Light source	LED
Bulb base	Integral LED
[Us] rated supply voltage	220...230 V AC 50/60 Hz

Complementary

Terminals description ISO n°1	(X1-X2)PL
Device mounting	Fixing hole 22.3 +0.4/0 conforming to IEC 60947-5-1
Fixing center	>= 30 x 40 mm (support panel) metal - thickness: 1...6 mm >= 30 x 40 mm (support panel) plastic - thickness: 2...6 mm
Fixing mode	Fixing nut beneath head recommended torque: 2.2 N.m (+/- 0.2 N.m)
Marking	CE CCC
[Us] rated supply voltage	220...230 V
Connections - terminals	Screw clamp terminals, <= 2 x 1.5 mm ² with cable end conforming to IEC 60947-1 Screw clamp terminals, 1 x 0.5...1 x 2.5 mm ² without cable end conforming to IEC 60947-1
Tightening torque	0.8...1 N.m conforming to IEC 60947-1
Shape of screw head	Cross compatible with Philips No 2 screwdriver Slotted compatible with flat Ø 4 mm screwdriver Slotted compatible with flat Ø 5.5 mm screwdriver
[Ui] rated insulation voltage	400 V (pollution degree 3) conforming to IEC 60947-1
[Uimp] rated impulse withstand voltage	6 kV conforming to IEC 60947-1
Signalling type	Steady
Supply voltage limits	0.8...1.2 V AC
Current consumption	<= 20 mA
Service life	40000 h at rated voltage and 25 °C
Height	29 mm
Width	29 mm

Depth	53 mm
Product weight	0.02 kg

Environment

Ambient air temperature for storage	-40...70 °C
Ambient air temperature for operation	-25...70 °C
Overvoltage category	Class I conforming to IEC 536
IP degree of protection	IP65 conforming to IEC 60529
IK degree of protection	IK05
Standards	IEC 60947-5-1 IEC 60947-1 GB 14048.5 GB 14048.1 IEC 60529 IEC 50102
Product certifications	CCC CE
Vibration resistance	5 gn (f= 12...500 Hz) conforming to IEC 60068-2-6
Shock resistance	30 gn (duration = 11 ms) for half sine wave acceleration conforming to IEC 60068-2-27

Packing Units

Unit Type of Package 1	PCE
Number of Units in Package 1	1
Package 1 Height	5.500 cm
Package 1 Width	2.900 cm
Package 1 Length	2.900 cm
Package 1 Weight	25.000 g
Unit Type of Package 2	BB1
Number of Units in Package 2	10
Package 2 Height	6.600 cm
Package 2 Width	20.400 cm
Package 2 Length	23.000 cm
Package 2 Weight	250.000 g
Unit Type of Package 3	S02
Number of Units in Package 3	160
Package 3 Height	15.000 cm
Package 3 Width	30.000 cm
Package 3 Length	40.000 cm
Package 3 Weight	5.800 kg

Contractual warranty

Warranty (in months)	18
----------------------	----



Environmental Data

Schneider Electric aims to achieve Net Zero status by 2050 through supply chain partnerships, lower impact materials, and circularity via our ongoing “Use Better, Use Longer, Use Again” campaign to extend product lifetimes and recyclability.

[Environmental Data explained >](#)

[How we assess product sustainability >](#)



Environmental footprint

Total lifecycle Carbon footprint	4 kg CO2 eq.
Carbon footprint of the manufacturing phase [A1 to A3]	0.8 kg CO2 eq.
Carbon footprint of the distribution phase [A4]	0 kg CO2 eq.
Carbon footprint of the installation phase [A5]	0 kg CO2 eq.
Carbon footprint of the use phase [B2, B3, B4, B6]	4 kg CO2 eq.
Carbon footprint of the end-of-life phase [C1 to C4]	0 kg CO2 eq.
Environmental Disclosure	Product Environmental Profile

Use Better



Materials and Substances

Packaging made with recycled cardboard	Yes
Packaging without single use plastic	Yes
EU RoHS Directive	Compliant
REACH Regulation	Free of Substances of Very High Concern above the threshold

Use Longer



Lifetime extension

Repair	No
--------	----

Use Again

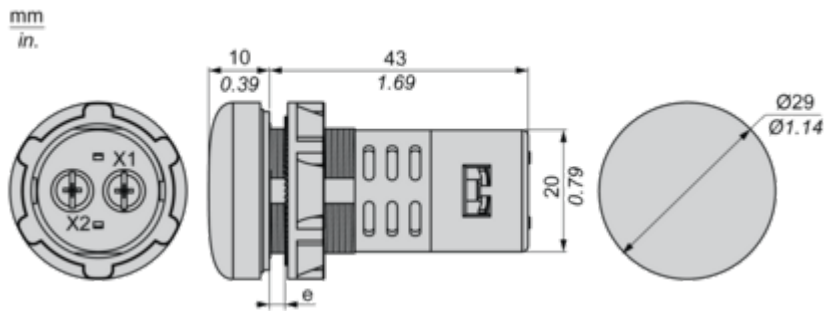


Repack and remanufacture

Recyclability potential, in %	20
End of life manual availability	End of Life Information
Take-back	No

Dimensions Drawings

Dimensions

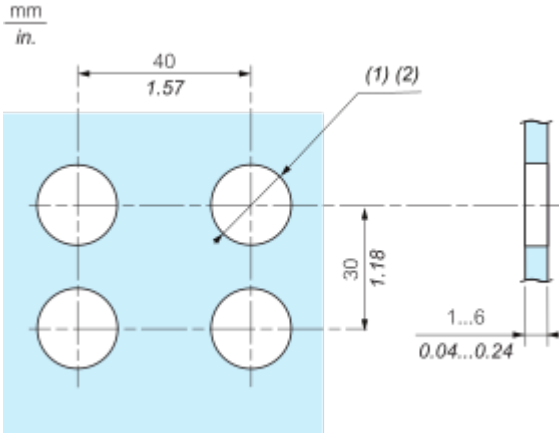


e : Clamping thickness: 1 to 6 mm/0.04 to 0.24 in.

Mounting and Clearance

Panel Cut-Out for Pushbuttons, Switches and Pilot Lights (Finished Holes, Ready for Installation)

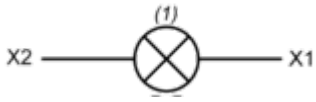
Connection by Screw Clamp Terminals



- (1) Diameter on finished panel or support
- (2) \varnothing 22.5 mm / 0.89 in. recommended (\varnothing 22.3 mm $_0^{+0.4}$ / 0.88 in. $_0^{+0.016}$)

Connections and Schema

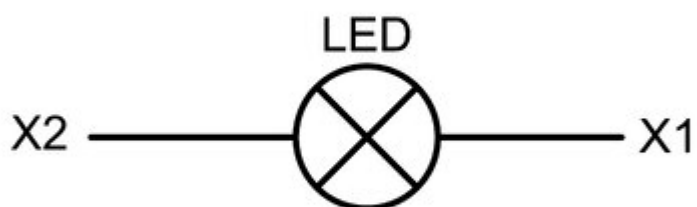
Wiring Diagram



(1) LED

Technical Illustration

Wiring diagram



Offer Marketing Illustration

Product benefits / Features



The infographic features a central image of a black and silver XA2 pushbutton. It is surrounded by five circular icons, each with a corresponding text block describing a feature. The background is a solid green color.

Features

Easy Harmony XA2

- Cost effective plastic pushbuttons with metallic-look ring** (Icon: Piggy bank)
- Full function solution fit to customer needs** (Icon: Key)
- Modular design allows flexible and simple setup for complete products** (Icon: Wrench and screwdriver)
- Strong robustness and harsh environment protection** (Icon: Snowflake and lightning bolt)
- Wide availability throughout an extensive distribution network** (Icon: Globe)

Offer Marketing Illustration

Product benefits / Features

Technical Features

Easy Harmony XA2

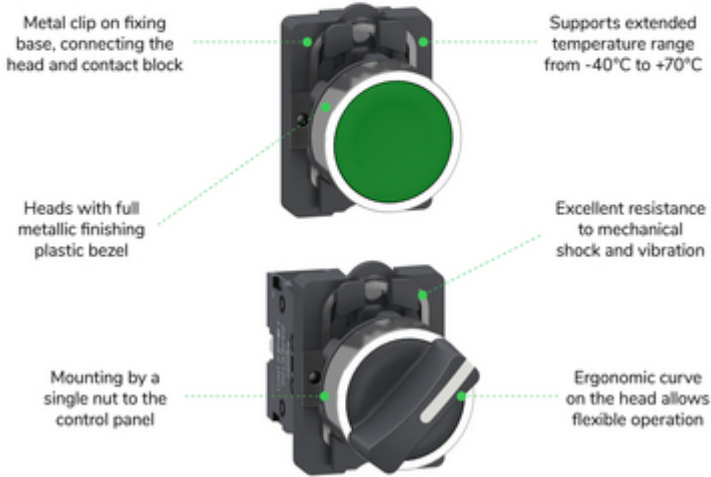


Image of product / Alternate images

Alternative

