

Redundancy module, with protective coating - QUINT-ORING/24DC/2X20/1X40 - 2320186

Please be informed that the data shown in this PDF Document is generated from our Online Catalog. Please find the complete data in the user's documentation. Our General Terms of Use for Downloads are valid (<http://phoenixcontact.com/download>)



Active QUINT redundancy module for DIN rail mounting with ACB (Auto Current Balancing) Technology and monitoring functions, input: 24 V DC/2x 20 A, output: 24 V DC/1 x 40 A, including mounted UTA 107/30 universal DIN rail adapter

Product Description

The Auto Current Balancing ACB technology of the QUINT ORING modules doubles the service life of redundantly operated power supplies by evenly utilizing the power supply units. The load current is automatically distributed symmetrically.

Your advantages

- Service life of the redundant solution is doubled, thanks to uniform distribution of the load
- Save energy
- Permanent monitoring of redundancy
- Consistent redundancy up to the load



Auto Current Balancing Technology[®]



Key Commercial Data

Packing unit	1 pc
GTIN	 4 046356 524919
GTIN	4046356524919
Weight per Piece (excluding packing)	0.600 kg
Custom tariff number	85049091
Country of origin	China

Technical data

Dimensions

Width	38 mm
Height	130 mm
Depth	125 mm
Width with alternative assembly	122 mm
Height with alternative assembly	130 mm

Redundancy module, with protective coating - QUINT-ORING/24DC/2X20/1X40 - 2320186

Technical data

Dimensions

Depth with alternative assembly	41 mm
---------------------------------	-------

Ambient conditions

Degree of protection	IP20
Ambient temperature (operation)	-25 °C ... 70 °C (> 60 °C Derating: 2.5 %/K)
Ambient temperature (storage/transport)	-40 °C ... 85 °C
Max. permissible relative humidity (operation)	≤ 100 % (at 25 °C, non-condensing)
Climatic class	3K3 (in acc. with EN 60721)
Degree of pollution	2
Installation height	2000 m

Input data

Nominal input voltage range	24 V DC
Input voltage range	18 V DC ... 28 V DC (SELV)
Nominal input current	2x 20 A (-25 °C ... 60 °C)
	1x 40 A (-25 °C ... 60 °C)
Maximum input current	2x 26 A (-25 °C ... 40 °C)
	1x 52 A (-25 °C ... 40 °C)
	120 A (12 ms, SFB Technology)

Output data

Nominal output voltage	0.2 V (< DC input)
Nominal output current (I _N)	40 A (Increasing power)
	20 A (Redundancy)
Derating	60 °C ... 70 °C (2.5%/K)
Connection in series	No
Protection against overvoltage at the output (OVP)	≤ 32 V DC
Power loss nominal load max.	8 W (I _{OUT} = 40 A)

General

Net weight	0.6 kg
Efficiency	> 98 %
Protection class	III
Degree of protection	IP20
	> 720000 h (40 °C)
Mounting position	horizontal DIN rail NS 35, EN 60715
Assembly instructions	alignable: P _N ≥ 50%, 5 mm horizontally, 15 mm next to active components, 50 mm vertically alignable: P _N < 50%, 0 mm horizontally, 40 mm vertically top, 20 mm vertically bottom

Connection data, input

Connection method	Screw connection
-------------------	------------------

Redundancy module, with protective coating - QUINT-ORING/24DC/2X20/1X40 - 2320186

Technical data

Connection data, input

Conductor cross section solid min.	0.2 mm ²
Conductor cross section solid max.	6 mm ²
Conductor cross section flexible min.	0.2 mm ²
Conductor cross section flexible max.	4 mm ²
Conductor cross section AWG min.	10
Stripping length	8 mm
Screw thread	M3

Connection data, output

Connection method	Screw connection
Conductor cross section solid min.	0.5 mm ²
Conductor cross section solid max.	16 mm ²
Conductor cross section flexible min.	0.5 mm ²
Conductor cross section flexible max.	16 mm ²
Conductor cross section AWG min.	6
Stripping length	10 mm
Screw thread	M4

Connection data for signaling

Connection method	Screw connection
Conductor cross section solid min.	0.2 mm ²
Conductor cross section solid max.	6 mm ²
Conductor cross section flexible min.	0.2 mm ²
Conductor cross section flexible max.	4 mm ²
Conductor cross section AWG min.	16
Conductor cross section AWG max.	10
Stripping length	10 mm
Screw thread	M3

Standards and Regulations

Electromagnetic compatibility	Conformance with EMC Directive 2014/30/EU
Noise immunity	EN 61000-6-2:2005
Connection in acc. with standard	CUL
Standards/regulations	EN 61000-4-2
Contact discharge	4 kV (Test Level 2)
Standards/regulations	EN 61000-4-3
Frequency range	80 MHz ... 1 GHz
Test field strength	10 V/m (Test Level 3)
Frequency range	1.4 GHz ... 2 GHz
Test field strength	3 V/m (Test Level 2)
Standards/regulations	EN 61000-4-4

Redundancy module, with protective coating - QUINT-ORING/24DC/2X20/1X40 - 2320186

Technical data

Standards and Regulations

Comments	Criterion B
Standards/regulations	EN 61000-6-3
	EN 61000-4-6
Frequency range	0.15 MHz ... 80 MHz
Voltage	10 V (Test Level 3)
Low Voltage Directive	Conformance with LV directive 2006/95/EC
Standard - Electrical safety	EN 60950-1/VDE 0805 (SELV)
Standard – Electronic equipment for use in electrical power installations and their assembly into electrical power installations	EN 50178/VDE 0160 (PELV)
Standard – Safety extra-low voltage	IEC 60950-1 (SELV) and EN 60204-1 (PELV)
UL approvals	UL/C-UL listed UL 508
	UL/C-UL Recognized UL 60950-1
	UL ANSI/ISA-12.12.01 Class I, Division 2, Groups A, B, C, D (Hazardous Location)
Shock	18 ms, 30g, in each space direction (according to IEC 60068-2-27)
Vibration (operation)	< 15 Hz, amplitude ±2.5 mm (according to IEC 60068-2-6)
	15 Hz ... 150 Hz, 2.3g, 90 min.
Noxious gas test	ISA-S71.04-1985 G3 Harsh Group A
ATEX	# II 3 G Ex nA IIC T4 Gc
	DEKRA 11ATEX0031 X
IECEX	Ex nA IIC T4 Gc
	IECEX DEK 11.0015X

Classifications

eCl@ss

eCl@ss 4.0	27250311
eCl@ss 4.1	27250311
eCl@ss 5.0	27242213
eCl@ss 5.1	27371000
eCl@ss 6.0	27371000
eCl@ss 7.0	27371010
eCl@ss 8.0	27371010
eCl@ss 9.0	27371010

ETIM

ETIM 3.0	EC000599
ETIM 4.0	EC000599
ETIM 5.0	EC000683
ETIM 6.0	EC000683

Redundancy module, with protective coating - QUINT-ORING/24DC/2X20/1X40 - 2320186

Classifications

ETIM

ETIM 7.0	EC000683
----------	----------

UNSPSC

UNSPSC 6.01	30211502
UNSPSC 7.0901	39121004
UNSPSC 11	39121004
UNSPSC 12.01	39121004
UNSPSC 13.2	32151504

Approvals

Approvals

Approvals

DNV GL / BV / LR / NK / ABS / RINA / UL Listed / UL Recognized / cUL Recognized / cUL Listed / EAC / EAC / cULus Recognized / cULus Listed

Ex Approvals

IECEX / ATEX / UL Listed / cUL Listed / cULus Listed

Approval details

DNV GL		https://approvalfinder.dnvgl.com/	TAA000011F
--------	--	---	------------

BV		http://www.veristar.com/portal/veristarinfo/generalinfo/approved/approvedProducts/equipmentAndMaterials	36077/A1 BV
----	--	---	-------------

LR		http://www.lr.org/en	14-20005
----	--	---	----------


Nominal voltage UN	500 V
Nominal current IN	41 A
mm ² /AWG/kcmil	6

Redundancy module, with protective coating - QUINT-ORING/24DC/2X20/1X40 - 2320186

Approvals


NK	ClassNK	http://www.classnk.or.jp/hp/en/	14A002
Nominal voltage UN		500 V	
Nominal current IN		63 A	
mm ² /AWG/kcmil		10	


ABS	http://www.eagle.org/eagleExternalPortalWEB/	15-GD1354693-PDA
-----	---	------------------

RINA		http://www.rina.org/en	ELE004715XG
------	---	---	-------------


UL Listed		http://database.ul.com/cgi-bin/XYV/template/LISEXT/1FRAME/index.htm	FILE E 123528
-----------	---	---	---------------

UL Recognized		http://database.ul.com/cgi-bin/XYV/template/LISEXT/1FRAME/index.htm	FILE E 211944
---------------	---	---	---------------

cUL Recognized		http://database.ul.com/cgi-bin/XYV/template/LISEXT/1FRAME/index.htm	FILE E 211944
----------------	---	---	---------------

cUL Listed		http://database.ul.com/cgi-bin/XYV/template/LISEXT/1FRAME/index.htm	FILE E 123528
------------	---	---	---------------

EAC		EAC-Zulassung
-----	---	---------------

EAC		RU C-DE.A*30.B.01082
-----	---	----------------------

cULus Recognized	
------------------	---

Redundancy module, with protective coating - QUINT-ORING/24DC/2X20/1X40 - 2320186

Approvals

cULus Listed



Accessories

Accessories

Assembly adapter

Assembly adapters - UTA 107/30 - 2320089



Universal DIN rail adapter

Assembly adapters - UWA 182/52 - 2938235



Universal wall adapter for securely mounting the device in the event of strong vibrations. The device is screwed directly onto the mounting surface. The universal wall adapter is attached on the top/bottom.

Assembly adapters - QUINT-PS-ADAPTERS7/1 - 2938196



Assembly adapter for QUINT-PS... power supply on S7-300 rail